


# 4-H Clothing for Girls



Florida Cooperative Extension Service  
Institute of Food and Agricultural Sciences  
University of Florida, Gainesville  
John T. Woeste, Dean for Extension



## 4-H Clothing II

### Use

Cotton or cotton-like fabrics that are firm

### Make At Least Two

Skirt of any design  
Top of any kind  
Pants of any length  
Simple dress  
Jumper

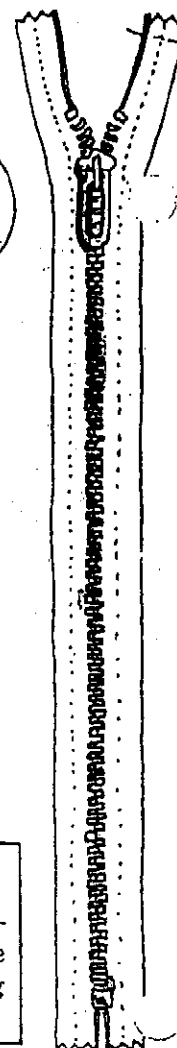
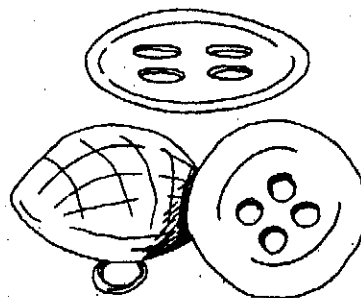



### Study

And identify different cotton fabrics and cotton blends. List their name, fiber content, weave, hand, texture, and design. Do at least 5.

### Learn At Least Three New Construction Techniques

To select and use a commercial pattern  
To follow a layout  
To cut and mark fabric  
To stay stitch  
To use interfacing  
To stitch and press darts  
To put in a zipper  
To make gathers  
To make pleats  
To attach a waistband  
To apply snaps  
To apply hooks and eyes  
To hem a flared skirt  
To clean-finish  
To sew on buttons  
To preshrink notions



### Show and Tell

At least one other person

### Give

At least one demonstration

Dear 4-H'er:

Before you move on to the next level of 4-H Clothing for Girls, you should complete all of the construction technique requirements listed above. In most cases, this means that you will stay on one level two years. During the second year you will improve the skills you have learned by making different garments, using new or different construction techniques.

Project Report

Year \_\_\_\_\_

NAME \_\_\_\_\_

Route or Street Address \_\_\_\_\_ City \_\_\_\_\_ Zip Code \_\_\_\_\_

Parent's Signature \_\_\_\_\_

Club \_\_\_\_\_ County \_\_\_\_\_

Age \_\_\_\_\_ Grade in School \_\_\_\_\_

Years in 4-H \_\_\_\_\_ Years in Clothing \_\_\_\_\_

Attach additional pages, if needed

Garments Made	Fabric Name	Fiber Content	Date Finished	Cost
1.				
2.				
3.				

What Did You Learn On

Garment 1

Garment 2

Garment 3

What new sewing equipment did you learn to use?

What did you learn new about cotton and cotton-like fabrics?

How did you help others?

What Demonstrations and Exhibits Did You Give?

Title	Where	Date

4-H Clothing Story -- Write a short story about your problems, the things you learned, and what was the most fun about your clothing project.

Pictures and Fabric Samples -- Attach a snapshot of your garments and fabric samples

Construction Sample -- Attach a zipper -- lapped application.

Prepared by: NADINE HACKLER  
Clothing Specialist

This publication was promulgated at a cost of \$311.98, or 6.2 cents per copy, to teach 4-H youth how to make clothes. 7-5M-81

COOPERATIVE EXTENSION SERVICE, UNIVERSITY OF FLORIDA, INSTITUTE OF FOOD AND AGRICULTURAL SCIENCES, K. R. Tefertiller, director, in cooperation with the United States Department of Agriculture, publishes this information to further the purpose of the May 8 and June 30, 1914 Acts of Congress; and is authorized to provide research, educational information and other services only to individuals and institutions that function without regard to race, color, sex or national origin. Single copies of Extension publications (excluding 4-H and Youth publications) are available free to Florida residents from County Extension Offices. Information on bulk rates or copies for out-of-state purchasers is available from C. M. Hinton, Publications Distribution Center, IFAS Building 664, University of Florida, Gainesville, Florida 32611. Before publicizing this publication, editors should contact this address to determine availability.

